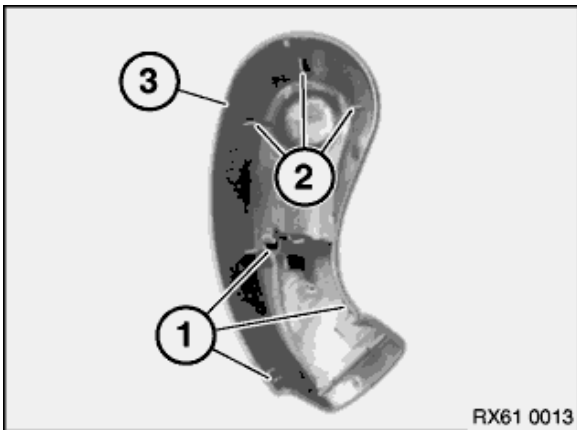
**Special tools required:**

- 61 2 100



Pull off protective cap.



Retaining lugs (1) and fasteners (2) of protective cap (3) must not be damaged.



Unscrew and remove nut.


Installation:

Tightening torque 61 61 1AZ

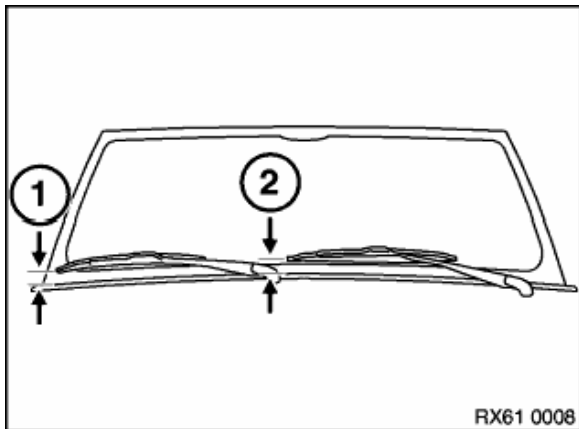


Important!

Do not bend wiper arm when removing (risk of breakage).



Remove wiper arm with special tool 61 2 100.



Set wiper arm to rest position and then tighten down wiper arm nut.

1. 59 mm
2. 60 mm

Tightening torque 61 61 1AZ