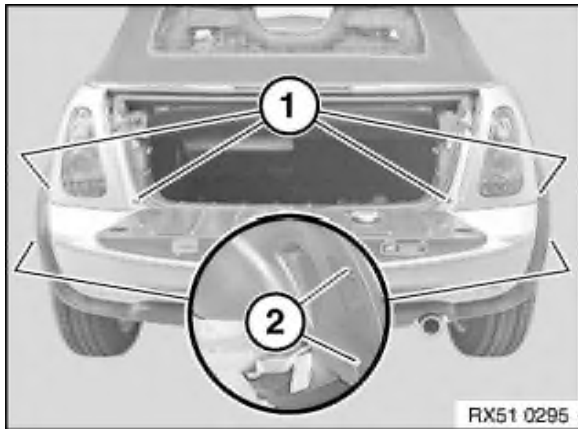


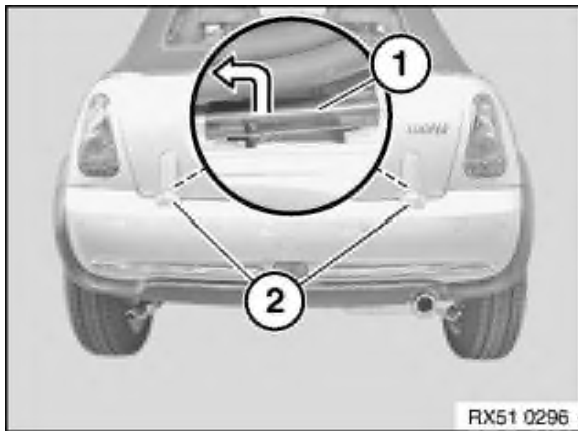
*Necessary preliminary tasks:*

- If necessary, remove wheels
- Remove rear left/right flared wheel arches




Release screws (1).

Release flared rivets (2) on left/right.

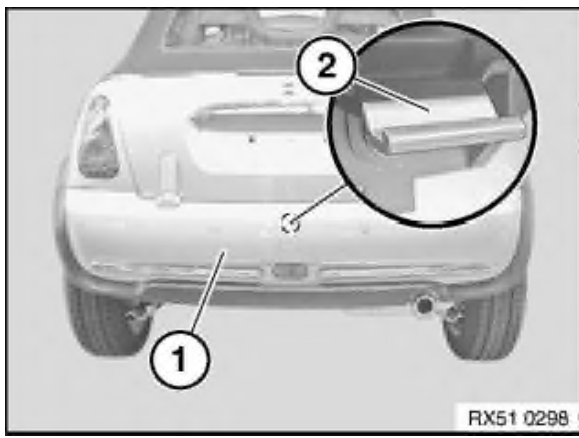


Unclip inner cover (1) in direction of arrow.

Lever out hinge covers (2).



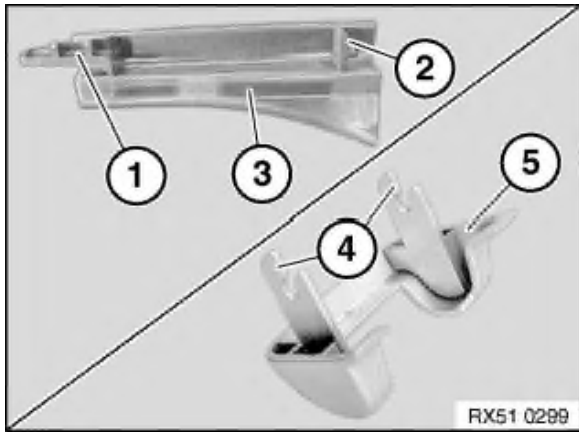
Release screws (1).



Gently pull bumper trim (1) towards rear and release on inside by pressing on catch (2).

Remove bumper trim (1) with aid of a second person.

If necessary, disconnect all plug connections.



*Installation:*

Guide (1) and catch (2) on cover (3) must not be damaged.

Guides (4) on hinge cover (5) must not be damaged.

If necessary, replace guide (1) and/or hinge cover (5).