

**Special tools required:**

- 21 5 030



Attach bleeding unit.

Note: Pressure should not exceed 1 bar.



Fit special tool 21 5 030 to slave cylinder and tighten tool to stop (2).




Remove dust cap from bleed valve.

Connect bleed bottle and open valve (1).

Close bleed valve when brake fluid is free of all bubbles.

Remove special tool 21 5 030 from slave cylinder.

Refit slave cylinder to gearbox.



Check clutch pedal free play.

Maximum pedal free play 7 - 10 mm.

Repeat process if excess pedal free play.