
**Special tools required:**

- 00 9 311




Remove bolt (1) securing seat belt slider bar.

Install hint:

Tightening torque 72 11 4AZ.

Release seat belt slider bar (2).

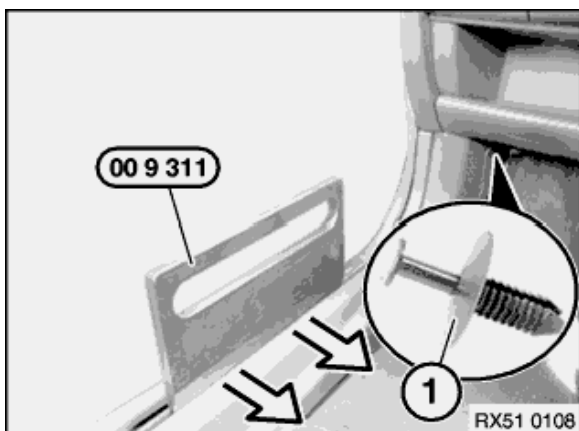
Remove front seat.



Partially release door seal along entrance strip.

Partially release rear trim panel.

Ensure clip (1) is not damaged prior to installation.



Passenger side only:

Remove clip (1).

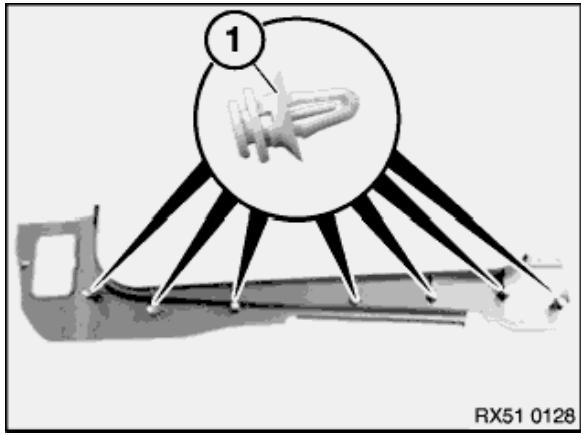
Passenger and driver side:

Using special tool 00 9 311 release entrance cover strip.

Replacement:

Passenger side only:

Remove fusebox cover panel.



Note: Ensure any damaged clips (1) are replaced prior to installing.