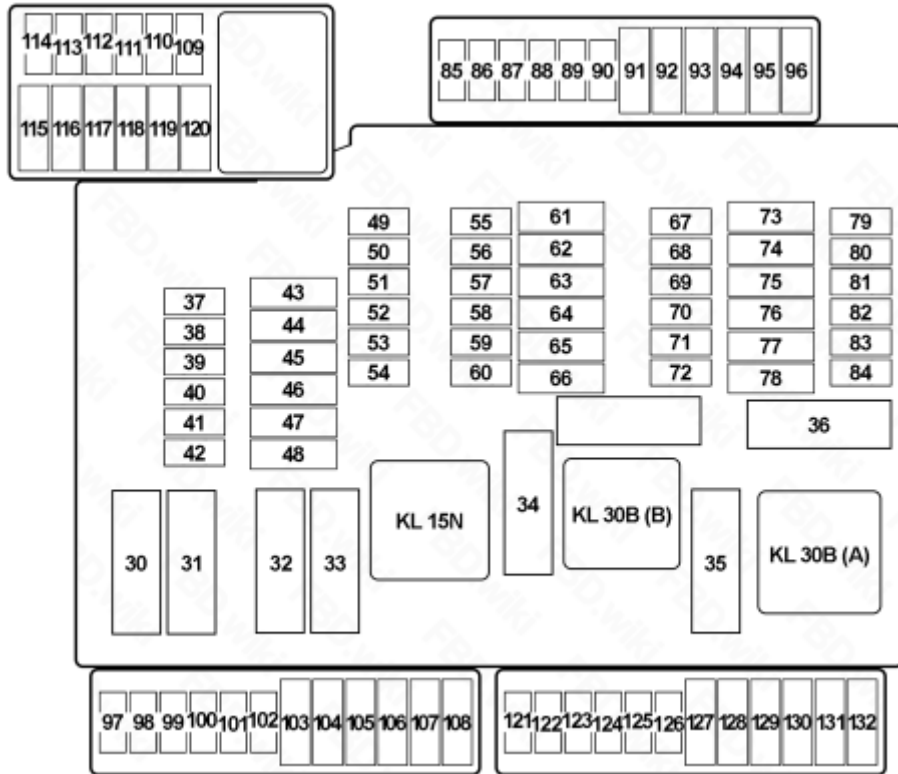


2017-2022 Mini Countryman (F60) Fuse Box Diagram

Passenger Compartment Fuse Box No.1



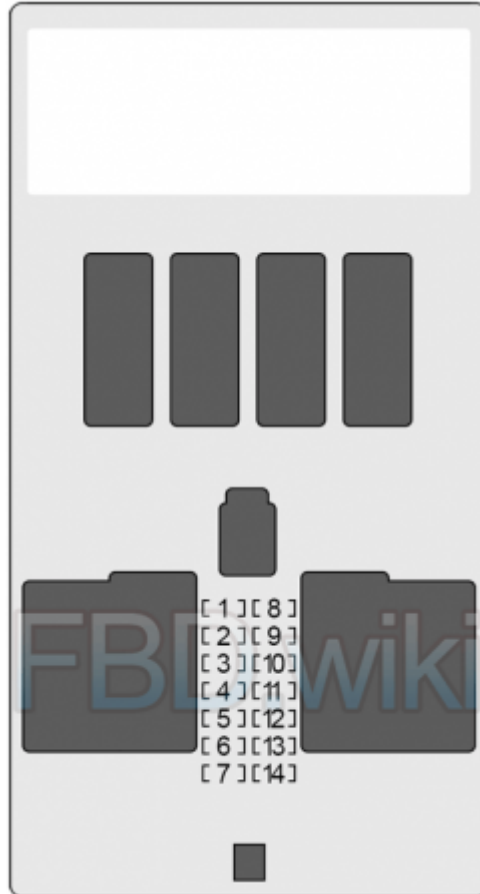
No.	A	Protected Component
30	-	-
31	50	Heated Windscreen Relay
32	40	Body Domain Controller
33	-	-
34	40	Blower Output Stage
35	50	Body Domain Controller
37	5	Parking Brake Button
38	5	Siren with Tilt Alarm Sensor

39	5	Roof Function Centre (Airbag Indicator Lamp)
40	5	Dynamic Stability Control (DSC)
41	5	Instrument Cluster Control Unit
42	5	Remote Control Receiver (Comfort Access, Central Locking System, Tyre Pressure Control)
43	30	Roof Function Centre
44	20	Right Headlight
45	30	<b>without Electromechanical Parking Brake:</b> Dynamic Stability Control (DSC)
	40	<b>with Electromechanical Parking Brake:</b> Dynamic Stability Control (DSC)
46	5	<b>except Cooper SE:</b> Natural Vacuum Leak Detection
	10	<b>Cooper SE:</b> Pressurised Fuel Tank Control Module
47	20	Left Headlight
48	30	Selective Catalytic Reduction (SCR) Control Unit
49	5	Electrical Exhaust Flap, Control Electronics for Electric Auxiliary Heater No.2
50	5	Radiator Shutter Drive Unit, Environmental Air Catalyst Sensor (except Cooper SE)
51	5	Base Plate Fan
52	5	Electrochromic Interior Rear View Mirror
53	5	Automatic Recirculated Air Control (AUC) Sensor
54	5	Electromechanical Power Steering
55	4	Reversing Camera, Parking Assistant
56	5	<b>except Cooper SE:</b> Longitudinal Torque Distribution
	5	<b>Cooper SE:</b> Longitudinal Torque Distribution, Vehicle Sound Generator 1 & 2
57	-	-
58	10	Steering Column Switch Cluster
59	5	Camera-Based Driver Assistance System
60	5	Optional Extra System
61	20	Headunit (Radio or Navigation System)
62	5	Interior Light, Rain Light Solar Condensation Sensor, Vanity Mirror Light, Third Row of Seats Interior Light
63	20	Trailer Socket
64	-	-
65	20	Front Cigarette Lighter (12 V Power Socket)
66	20	Electric Fuel Pump Control Electronics
67	5	Exterior Mirror (Front Passenger)
68	5	Touchbox, Controller (CON), USB Hub, USB Charging Socket No.3
69	5	Exterior Mirror (Switch Block - Driver's Door)
70	5	Luggage Compartment Light, Glove Compartment Light, Rear Lid Button on Inside of Rear Lid
71	7.5	Instrument Cluster Control Unit

72	5	<b>Fan 400W→:</b> Electric Fan Cut-Out Relay
	5	<b>Fan →400W:</b> Integrated Supply Module
73	10	Driver's Seat Backrest width Adjustment Valve Block, Driver Lumbar Support Valve Block, Switch for Backrest width Adjustment Driver's Seat
74	7.5	<b>Petrol:</b> Turbocharger Coolant Pump (TU)
75	10	Front Passenger Seat Backrest width Adjustment Valve Block, Front Passenger Lumbar Support Valve Block, Switch for Backrest width Adjustment Front Passenger
76	10	<b>Diesel:</b> Diesel Particulate Sensor
77	10	Nitrogen Oxide Sensor after Selective Catalytic Reduction (SCR) Catalytic Converter
78	15	Selective Catalytic Reduction (SCR) Control Unit
79	5	Base Plate, Wireless Charging Oddments Tray, Wireless Charging Oddments Tray Aerial Amplifier
80	5	Central Instrument, Central Information Display
81	15	Electronic Transmission Control
82	5	Selector Level
83	7.5	<b>Petrol:</b> Digital Motor Electronics
84	5	Clutch Module (Manual Transmission), Twin-Clutch Gearbox Control Unit, Twin-Clutch Gearbox Relay
85	5	Electrochromic Interior Rear View Mirror
86	-	-
87	-	-
88	-	-
89	-	-
90	-	-
91	15	Active Sound Design
92	10	Optional Extra System
93	-	-
94	-	-
95	30	Front Passenger Side Seat Adjustment Switch Block
96	10	Boot Lid/Tailgate Lock
97	-	-
98	5	Preparation of Tall Function
99	-	-
100	5	<b>Cooper SE:</b> High-Voltage Battery Unit
101	5	ID Reader, Car Sharing Module (CSM)
102	-	-
103	20	Right Headlight
104	20	Left Headlight

105	-	-
106	-	-
107	40	→ <b>06.17</b> : Automatic Luggage Compartment Lid Actuation
	40	<b>07.17</b> →: Tailgate Function Module
108	-	-
109	5	Bi-Stable Relay
110	5	Bi-Stable Relay
111	5	Bi-Stable Relay
112	-	-
113	-	-
114	-	-
115	5	<b>Cooper SE</b> : Convenience Charging Electronics
116	-	-
117	-	-
118	-	-
119	20	Trailer Module, Trailer Socket
120	20	Trailer Module, Trailer Socket
121	7.5	USB Charging Socket No.4 (Rear)
122	5	Safety Battery Terminal Gas Generator
123	5	Electrical A/C Compressor, Electric Auxiliary Heater
124	10	<b>Cooper SE</b> : Electric-Machine Electronics
125	-	-
126	-	-
127	30	Driver's Seat Heating Electronics (Basic Version), Driver's Seat Module (High Version)
128	30	Front Passenger Seat Heating Electronics
129	30	HiFi Amplifier
130	10	<b>Cooper SE</b> : Coolant Pump 2 in Low-Temperature Coolant Circuit
131	30	<b>except Cooper SE</b> : Longitudinal Torque Distribution
	30	<b>Cooper SE</b> : Transmission Oil Pump, Longitudinal Torque Distribution
132	20	12 V Power Socket No.1, 12 V Power Socket No.2 (→06.18), 12 V Power Socket No.4 (Luggage)

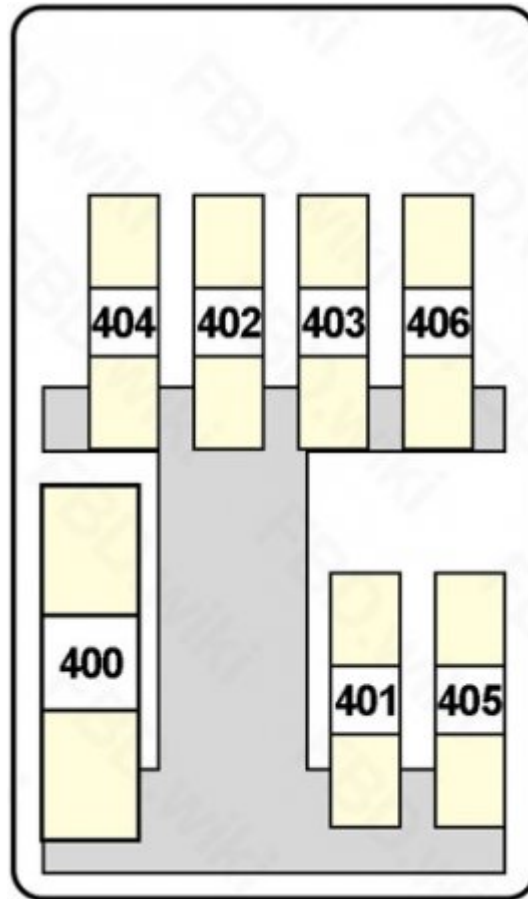
## Passenger Compartment Fuse Box No.2



No.	A	Protected Component
1	30	Passenger Power Window
2	30	Rear Driver's Side Power Window
3	20	Front Passenger Door Lock
4	30	Driver Power Window
5	30	Rear Window Defogger
6	30	Rear Passenger Side Power Window
7	20	Driver's Door Lock
8	-	-
9	5	Light Operating Unit, Steering Column Switch Cluster, Driver Assistance System Operating Facility with Hazard Warning Switch
10	7.5	Diagnosis Socket
11	7.5	Heating/Air Conditioning System, Tailgate Function Module

12	5	Evaluation Electronics for Contact-Free Tailgate Opening, Telematic Communication Box, Electronic Outer Door Handle Module (Driver/Passenger)
13	15	Horn
14	15	Rear Wiper & Washer ?????

### Fusible Link Block



No.	A	Protected Component
400	250	Front Power Distribution Box
401	60	<b>Fan →400W:</b> Electric Fan Cut-Out Relay
	80	<b>Fan 600W:</b> Electric Fan Cut-Out Relay
	125	<b>Fan 850W:</b> Electric Fan Cut-Out Relay
402	125	Electromechanical Power Steering
403	50	→ <b>06.18:</b> Dynamic Stability Control (DSC)
	60	<b>07.18→:</b> Dynamic Stability Control (DSC)
404	125	Body Domain Controller
405	100	Front Electric Auxiliary Heater
406	40	<b>Diesel:</b> Fuel Filter Heating
	40	<b>Steptronic with Double Clutch:</b> Twin-Clutch Gearbox Relay
	60	Control Electronics for Electric Auxiliary Heater in Engine Compartment

## Integrated Supply Module (Petrol)

- ✓ 1.5L - B38 (One, Cooper), 2.0L - B48 (Cooper S, JCW) and Hybrid 1.5L - B38 (Cooper SE) - [except TU](#) / [TU](#)

**!!! The integrated supply module contains fuses and relays. If one of the fuses or one of the relays is faulty, the complete integrated supply module must be renewed !!!**

No.	A	Protected Component
01	20	<b>except TU, Cooper SE:</b> Digital Motor Electronics (DME)
	7.5	<b>TU:</b> Heat Management Module, Oil Pressure Control Valve, Oil-Level Sensor
02	15	<b>except TU, Cooper SE:</b> Digital Motor Electronics (DME)
03	10	<b>except TU, Cooper SE:</b> Digital Motor Electronics (DME)
04	15	<b>except TU, Cooper SE:</b> Digital Motor Electronics (DME)
	15	<b>TU:</b> Engine Ventilation Heating
05	20	<b>except TU, Cooper SE:</b> Digital Motor Electronics (DME)
	20	<b>TU:</b> Oxygen Sensor after Catalytic Converter, Oxygen Sensor before Catalytic Converter
06	40	<b>except TU, Cooper SE:</b> Digital Motor Electronics (DME)
07	50	<b>except TU, Cooper SE:</b> Electric Fan
08	15	<b>TU:</b> Digital Motor Electronics (DME)
09	40	<b>TU:</b> Starter
010	30	<b>TU:</b> Digital Motor Electronics (DME)
011	20	<b>TU:</b> Digital Motor Electronics (DME)
014	40	<b>TU:</b> Digital Motor Electronics (DME)
018	10	<b>TU:</b> Digital Motor Electronics (DME), Intake VANOS Solenoid Actuator, Exhaust VANOS Solenoid Actuator, Tank Vent Valve

## Power Distribution Box (Diesel)

- ✓ [1.5L - B37 \(One D, Cooper D\)](#), [2.0L - B47 \(Cooper SD\)](#)

**!!! The integrated supply module contains fuses and relays. If one of the fuses or one of the relays is faulty, the complete integrated supply module must be renewed !!!**

No.	A	Protected Component
01	20	Preheating Control Unit, Rail Pressure Regulating Valve, Fuel Quantity Control Valve, Oil Pressure Control Valve, Coolant Pump Changeover Valve, Pressure Converter - Turbine Control Flap (2.0L B47 TOP), Charging Pressure Controller - Low Pressure Stage (2.0L B47 TOP)
02	20	Oil Level Sensor, Oxygen Sensor after Catalytic Converter, EGR Cooler Bypass Flap Changeover Valve, Oxygen Sensor before Catalytic Converter, Changeover Valve - Compressor Bypass Plate (2.0L B47 TOP)
03	20	Digital Diesel Electronics (DDE)
04	20	Digital Diesel Electronics (DDE)
05	20	Digital Diesel Electronics (DDE)

## Integrated Supply Module (Diesel)

✓ [1.5L - B37 \(One D, Cooper D\)](#), [2.0L - B47 \(Cooper SD\)](#).

**!!! The integrated supply module contains fuses and relays. If one of the fuses or one of the relays is faulty, the complete integrated supply module must be renewed !!!**

No.	A	Protected Component
01	7.5	Oil Pressure Control Valve, Oil-Level Sensor, Compressor Bypass Plate Changeover Valve (except 2.0L B47)
02	7.5	Coolant Pump Changeover Valve, Piston Cooling Solenoid Valve
03	7.5	Fuel Quantity Control Valve
04	7.5	<b>except B47 TOP:</b> Turbine Control Flap Pressure Converter
	7.5	<b>B47 TOP:</b> Coolant Shutoff Valve for Low-Pressure Stage Turbocharger
05	15	Digital Diesel Electronics (DDE)
06	20	EGR Cooler Bypass Flap Changeover Valve, Nitrogen Oxide Sensor before SCR Catalytic Converter
07	15	Oxygen Sensor before Catalytic Converter, Oxygen Sensor after Catalytic Converter
08	5	Digital Diesel Electronics (DDE), Rail Pressure Regulating Valve
09	40	Starter
010	30	Digital Diesel Electronics (DDE)
011	40	Fuel Filter Heating
014	40	Digital Diesel Electronics (DDE)
015	40	Digital Diesel Electronics (DDE)