


*Necessary preliminary tasks:*


- Remove rear seat
- Remove backrest for rear seat
- Open convertible top



Unclip clip (1).

Detach mocket (2) in direction of arrow from side trim (4).


Release screw (3).



Release seat belt screw (1) on entrance cover strip (2).

*Installation:*

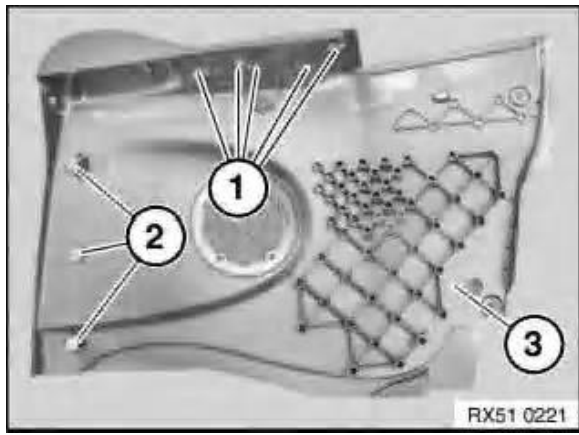
Tightening torque 72 11 4AZ .



Lever out expansion rivets (1).

Release screw (2).

Unclip clips (3) and remove side trim (4) inwards and upwards.



*Installation:*

Guides (1) on side trim (3) must not be damaged.

**Replacement:**

If necessary, replace faulty clips (2) on side trim (3).